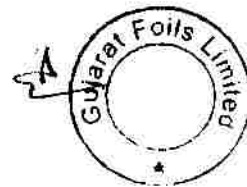


Introductory sub-table (I)(a)

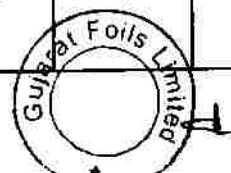
| Name of the Company: GUJARAT FOILS LIMITED | | | |
|---|--------------------------------------|--|---|
| Scrip Code, Name of the scrip, class of security: BSE - 531410 : Equity Shares | | | |
| Quarter ended: 31.03.2013 | | | |
| Partly paid-up shares:- | No. of partly paid-up shares | As a % of total no. of partly paid-up shares | As a % of total no. of shares of the company |
| Held by promoter/promoter group | 0 | 0 | 0 |
| Held by public | 0 | 0 | 0 |
| Total - D | 0 | 0 | 0 |
| Outstanding convertible securities:- | No. of outstanding securities | As a % of total no. of outstanding convertible securities | As a % of total no. of shares of the company, assuming full conversion of the convertible securities |
| Held by promoter/promoter group | 0 | 0 | 0 |
| Held by public | 0 | 0 | 0 |
| Total - E | 0 | 0 | 0 |
| Warrants:- | No. of warrants | As a % of total no. of warrants | As a % of total no. of shares of the company, assuming full conversion of warrants |
| Held by promoter/promoter group | 0 | 0 | 0 |
| Held by public | 0 | 0 | 0 |
| Total - F | 0 | 0 | 0 |
| Total paid-up capital of the company, assuming full conversion of warrants and convertible securities (Grand Total (A+B+C)+ D+E+F) | 8201810 | | 100 |



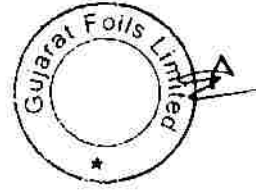
Statement Showing Shareholding Pattern

Gujarat Foils Ltd. 31.03.2013

| Category code | Category of Shareholder | Number of Shareholders | Table (I)(a) | | Total shareholding as a percentage of total number of shares | | Shares Pledged or otherwise encumbered | |
|---------------|---|------------------------|------------------------|--|--|----------------------------|--|--------------------------|
| | | | Total number of shares | Number of shares held in dematerialized form | As a percentage of (A+B) ¹ | As a percentage of (A+B+C) | Number of shares | As a percentage |
| (I) | (II) | (III) | (IV) | (V) | (VI) | (VII) | (VIII) | (IX)= (VIII)/(IV)*100 |
| (A) | Shareholding of Promoter and Promoter Group² | | | | | | | |
| 1 | Indian | | | | | | | |
| (a) | Individuals/ Hindu Undivided Family | 6 | 4041201 | 4041201 | 49.27 | 49.27 | 1214000 | 30.04 |
| (b) | Central Government/ State Government(s) | 0 | 0 | 0 | 0.00 | 0.00 | 0 | 0.00 |
| (c) | Bodies Corporate | 1 | 792876 | 792876 | 9.67 | 9.67 | 0 | 0.00 |
| (d) | Financial Institutions/ Banks | 0 | 0 | 0 | 0.00 | 0.00 | 0 | 0.00 |
| (e) | Any Others(Specify) | 0 | 0 | 0 | 0.00 | 0.00 | 0 | 0.00 |
| (e-i) | | 0 | 0 | 0 | 0.00 | 0.00 | 0 | 0.00 |
| (e-ii) | | 0 | 0 | 0 | 0.00 | 0.00 | 0 | 0.00 |
| | Sub Total(A)(1) | 7 | 4834077 | 4834077 | 58.94 | 58.94 | 1214000 | 25.11 |
| 2 | Foreign | | | | | | | |
| a | Individuals (Non-Residents Individuals/ Foreign Individuals) | 0 | 0 | 0 | 0.00 | 0.00 | 0 | 0.00 |
| b | Bodies Corporate | 0 | 0 | 0 | 0.00 | 0.00 | 0 | 0.00 |
| c | Institutions | 0 | 0 | 0 | 0.00 | 0.00 | 0 | 0.00 |
| d | Any Others(Specify) | 0 | 0 | 0 | 0.00 | 0.00 | 0 | 0.00 |
| d-i | | 0 | 0 | 0 | 0.00 | 0.00 | 0 | 0.00 |
| d-ii | | 0 | 0 | 0 | 0.00 | 0.00 | 0 | 0.00 |
| | Sub Total(A)(2) | 0 | 0 | 0 | 0.00 | 0.00 | 0 | 0.00 |
| | Total Shareholding of Promoter and Promoter Group (A)= (A)(1)+(A)(2) | 7 | 4834077 | 4834077 | 58.94 | 58.94 | 1214000 | 25.11 |
| (B) | Public shareholding | | | | | | | |
| I | Institutions | | | | | | | |
| (a) | Mutual Funds/ UTI | 0 | 0 | 0 | 0.00 | 0.00 | 0 | 0 |
| (b) | Financial Institutions / Banks | 0 | 0 | 0 | 0.00 | 0.00 | 0 | 0 |
| (c) | Central Government/ State Government(s) | 0 | 0 | 0 | 0.00 | 0.00 | 0 | 0 |
| (d) | Venture Capital Funds | 0 | 0 | 0 | 0.00 | 0.00 | 0 | 0 |
| (e) | Insurance Companies | 0 | 0 | 0 | 0.00 | 0.00 | 0 | 0 |
| (f) | Foreign Institutional Investors | 0 | 0 | 0 | 0.00 | 0.00 | 0 | 0 |
| (g) | Foreign Venture Capital Investors | 0 | 0 | 0 | 0.00 | 0.00 | 0 | 0 |
| (h) | Any Other (specify) | 0 | 0 | 0 | 0.00 | 0.00 | 0 | 0 |
| (h-i) | | 0 | 0 | 0 | 0.00 | 0.00 | 0 | 0 |
| (h-ii) | | 0 | 0 | 0 | 0.00 | 0.00 | 0 | 0 |
| | Sub-Total (B)(1) | 0 | 0 | 0 | 0.00 | 0.00 | 0 | 0 |
| B 2 | Non-institutions | | | | | | | |
| (a) | Bodies Corporate | 32 | 897961 | 897961 | 10.95 | 10.95 | 0 | 0.00 |
| (b) | Individuals | | | | | | | |
| 1 | Individuals -i. Individual shareholders holding nominal share capital up to Rs 1 lakh | 701 | 344509 | 188334 | 4.20 | 4.20 | 0 | 0.00 |



| | | | | | | | | |
|--------|---|-------------|----------------|----------------|---------------|---------------|----------------|--------------|
| II | ii. Individual shareholders holding nominal share capital in excess of Rs. 1 lakh. | 17 | 2115477 | 2021377 | 25.79 | 25.79 | 0 | 0.00 |
| (c) | Any Other (specify) | | | | | | | |
| (c-i) | Clearing Member | 10 | 3488 | 3488 | 0.04 | 0.04 | 0 | 0.00 |
| (c-ii) | Non Resident Indians (Repat) | 3 | 6221 | 6221 | 0.08 | 0.08 | 0 | 0.00 |
| | Non Resident Indians (Non Repat) | 3 | 77 | 77 | 0.00 | 0.00 | 0 | 0.00 |
| | Sub-Total (B)(2) | 766 | 3367733 | 3117458 | 41.06 | 41.06 | 0 | 0 |
| (B) | Total Public Shareholding (B)= (B)(1)+(B)(2) | 766 | 3367733 | 3117458 | 41.06 | 41.06 | 0 | 0.00 |
| | TOTAL (A)+(B) | 773 | 8201810 | 7951535 | 100.00 | 100.00 | 0 | 0.00 |
| (C) | Shares held by Custodians and against which Depository Receipts have been issued | | | | | | | |
| 1 | Promoter and Promoter Group | 0.00 | 0.00 | 0.00 | 0.00 | 0.00 | 0.00 | 0.00 |
| 2 | Public | 0.00 | 0.00 | 0.00 | 0.00 | 0.00 | 0.00 | 0.00 |
| | Sub-Total (C) | 0.00 | 0.00 | 0.00 | 0.00 | 0.00 | 0.00 | 0.00 |
| | GRAND TOTAL (A)+(B)+(C) | 773 | 8201810 | 7951535 | 100 | 100.00 | 1214000 | 14.80 |



(1)(b) Statement showing Shareholding of persons belonging to the category
 "Promoter and Promoter Group"

Gujarat Foils Ltd. 31.03.2013

| Sr. No. (I) | Name of the shareholder (II) | Details of Shares held | | Encumbered shares (*) | | Details of warrants | | Details of convertible securities | | Total shares (including underlying shares assuming full conversion of warrants and convertible securities) as a % of diluted share capital (XII) |
|-------------|------------------------------|--------------------------|--|-----------------------|--|--------------------------------|--|---|--|--|
| | | No. of Shares held (III) | As a % of grand total (A) + (B) + (C) (IV) | No. (V) | As a % of grand total (VI) = (V) / (III) * 100 (VII) | Number of warrants held (VIII) | As a % total number of warrants of the same class (IX) | Number of convertible securities held (X) | As a % total number of convertible securities of the same class (XI) | |
| 1 | Akshata Realtors Pvt Ltd | 792876 | 9.67 | 0 | 0.00 | 0 | 0 | 0 | 0 | 0 |
| 2 | Abhay Narendra Lodha | 3047104 | 37.15 | 1034000 | 33.93 | 0 | 0 | 0 | 0 | 0 |
| 3 | Ashwin Narendra Lodha | 703959 | 8.58 | 180000 | 25.57 | 0 | 0 | 0 | 0 | 0 |
| 4 | Sheela Abhay Lodha | 94388 | 1.15 | 0 | 0.00 | 0 | 0 | 0 | 0 | 0 |
| 5 | Prasanna Champalal Lodha | 65224 | 0.80 | 0 | 0.00 | 0 | 0 | 0 | 0 | 0 |
| 6 | Surendra Champalal Lodha | 65263 | 0.80 | 0 | 0.00 | 0 | 0 | 0 | 0 | 0 |
| 7 | Rajesh Kumar Jain | 65263 | 0.80 | 0 | 0.00 | 0 | 0 | 0 | 0 | 0 |
| | TOTAL | 4834077 | 58.94 | 1214000 | 25.11 | 0 | 0 | 0 | 0 | 0 |

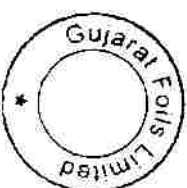


(1)(c) Statement showing Shareholding of persons belonging to the category

Gujarat Foils Ltd. 31.03.2013

(i) holding more than 1% of the total no. of shares of the Company

| Sr. No. | Name of the shareholder | Number of shares held | Shares as a percentage of total number of shares {i.e., Grand Total (A)+(B)+(C) indicated in Statement at para | Details of warrants | | Details of convertible securities | | Total shares (including underlying shares assuming full conversion of warrants and convertible securities) as a % of diluted share capital |
|--------------|---------------------------------------|-----------------------|--|-------------------------|--|---------------------------------------|--|--|
| | | | | Number of warrants held | As a % of total number of warrants of the same class | Number of convertible securities held | % w.r.t total number of convertible securities of the same class | |
| 1 | Parmod Jain | 1260204 | 15.36 | 0 | 0 | 0 | 0 | 0 |
| 2 | Rockdude Financial Services Pvt. Ltd. | 718013 | 8.75 | 0 | 0 | 0 | 0 | 0 |
| 3 | Asuti Trading Private Limited | 99500 | 1.21 | 0 | 0 | 0 | 0 | 0 |
| 4 | Bhavik Kalpesh Shah | 397513 | 4.85 | 0 | 0 | 0 | 0 | 0 |
| TOTAL | | 2475230 | 30.18 | 0 | 0 | 0 | 0 | 0 |



ZA

- (I) Statement showing holding of securities (including shares, warrants, convertible securities) of person together with
 (c) PAC) belonging to the category "Public" and holding more than 5% of the total number of shares of the company
 (ii)

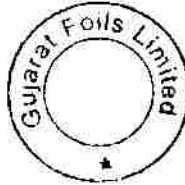
| Sr. No. | Name(s) of the shareholder(s) and the persons Acting in Concert (PAC) with them | Number of shares | Shares as a percentage of total number of shares i.e., Grand Total (A)+(B)+(C) indicated in Statement at para (D)(a) above} | Details of warrants | | Details of convertible securities | | Total shares (including underlying shares assuming full conversion of warrants and convertible securities) as a % of diluted share capital |
|---------|---|------------------|---|---------------------|---|---------------------------------------|--|--|
| | | | | Number of warrants | As a % total number of warrants of the same class | Number of convertible securities held | % w.r.t total number of convertible securities of the same class | |
| 1 | Parmod Jain | 1260204 | 15.36 | 0 | 0 | 0 | 0 | 0 |
| 2 | Rockdude Financial Services Pvt. Ltd. | 718013 | 8.75 | 0 | 0 | 0 | 0 | 0 |
| | TOTAL | 1978217 | 24.12 | 0 | 0 | 0 | 0 | 0 |



A

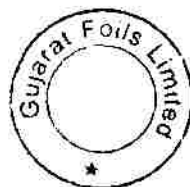
(I)(d) Statement showing details of locked-in shares

| Sr. No. | Name of the shareholder | Number of locked-in shares | Locked-in shares as a percentage of total number of shares {i.e., Grand Total (A)+(B)+(C) indicated in Statement at para (I)(a) above} |
|--------------|-------------------------|----------------------------|--|
| 1 | Not Applicable | 0 | 0.00 |
| 2 | Not Applicable | 0 | 0.00 |
| 3 | Not Applicable | 0 | 0.00 |
| TOTAL | | 0 | 0.00 |



(II)(a) Statement showing details of Depository Receipts (DRs)

| Sr. No. | Type of outstanding DR (ADRs, GDRs, SDRs, etc.) | Number of outstanding DRs | Number of shares underlying outstanding DRs | Shares underlying outstanding DRs as a percentage of total number of shares {i.e., Grand Total (A)+(B)+(C) indicated in Statement at para (I)(a) above} |
|--------------|--|------------------------------|---|---|
| 1 | Not Applicable | 0 | 0 | 0.00 |
| 2 | Not Applicable | 0 | 0 | 0.00 |
| | | | | |
| TOTAL | | 0 | 0 | 0.00 |




A

(II)(b) Statement showing holding of Depository Receipts (DRs), where underlying shares held by "promoter/promoter group" are in excess of 1% of the total number of shares

Gujarat Foils Ltd. 31.03.2013

| Sr. No. | Name of the DR Holder | Type of outstanding DR (ADRs, GDRs, SDRs, etc.) | Number of shares underlying outstanding DRs | Shares underlying outstanding DRs as a percentage of total number of shares {i.e., Grand Total (A)+(B)+(C) indicated in Statement at para (I)(a) above} |
|--------------|-----------------------|---|---|---|
| 1 | Not Applicable | 0 | 0 | 0.00 |
| 2 | Not Applicable | 0 | 0 | 0.00 |
| | | | | |
| TOTAL | | 0 | 0 | 0.00 |

FOR GUJARAT FOILS LIMITED



**AMIT KUMAR GUPTA
COMPANY SECRETARY**

