

Introductory sub-table (I)(a)

Name of the Company: GUJARAT FOILS LIMITED			
Scrip Code, Name of the scrip, class of security: BSE - 531410 : Equity Shares			
Quarter ended: 31.12.2013			
Partly paid-up shares:-	No. of partly paid-up shares	As a % of total no. of partly paid-up shares	As a % of total no. of shares of the company
Held by promoter/promoter group	0	0	0
Held by public	0	0	0
Total - D	0	0	0
Outstanding convertible securities:-	No. of outstanding securities	As a % of total no. of outstanding convertible securities	As a % of total no. of shares of the company, assuming full conversion of the convertible securities
Held by promoter/promoter group	0	0	0
Held by public	0	0	0
Total - E	0	0	0
Warrants:-	No. of warrants	As a % of total no. of warrants	As a % of total no. of shares of the company, assuming full conversion of warrants
Held by promoter/promoter group	0	0	0
Held by public	0	0	0
Total - F	0	0	0
Total paid-up capital of the company, assuming full conversion of warrants and convertible securities (Grand Total (A+B+C)+ D+E+F)	8201810		100




Q

Statement Showing Shareholding Pattern

		Table (I)(a)			Gujarat Foils Ltd. 31.12.2013			
Category code	Category of Shareholder	Number of Shareholders	Total number of shares	Number of shares held in dematerialized form	Total shareholding as a percentage of total number of shares		Shares Pledged or otherwise encumbered	
					As a percentage of (A+B) ¹	As a percentage of (A+B+C)	Number of shares	As a percentage
(I)	(II)	(III)	(IV)	(V)	(VI)	(VII)	(VIII)	(IX)= (VIII)/(IV)*100
(A)	Shareholding of Promoter and Promoter Group²							
1	Indian							
(a)	Individuals/ Hindu Undivided Family	6	4041201	4041201	49.27	49.27	1214000	30.04
(b)	Central Government/ State Government(s)	0	0	0	0.00	0.00	0	0.00
(c)	Bodies Corporate	1	792876	792876	9.67	9.67	0	0.00
(d)	Financial Institutions/ Banks	0	0	0	0.00	0.00	0	0.00
(e)	Any Others(Specify)	0	0	0	0.00	0.00	0	0.00
(e-i)		0	0	0	0.00	0.00	0	0.00
(e-ii)		0	0	0	0.00	0.00	0	0.00
	Sub Total(A)(1)	7	4834077	4834077	58.94	58.94	1214000	25.11
	Foreign							
a	Individuals (Non-Residents Individuals/ Foreign Individuals)	0	0	0	0.00	0.00	0	0.00
b	Bodies Corporate	0	0	0	0.00	0.00	0	0.00
c	Institutions	0	0	0	0.00	0.00	0	0.00
d	Any Others(Specify)	0	0	0	0.00	0.00	0	0.00
d-i		0	0	0	0.00	0.00	0	0.00
d-ii		0	0	0	0.00	0.00	0	0.00
	Sub Total(A)(2)	0	0	0	0.00	0.00	0	0.00
	Total Shareholding of Promoter and Promoter Group (A)= (A)(1)+(A)(2)	7	4834077	4834077	58.94	58.94	1214000	25.11
(B)	Public shareholding							
1	Institutions							
(a)	Mutual Funds/ UTI	0	0	0	0.00	0.00	0	0
(b)	Financial Institutions / Banks	0	0	0	0.00	0.00	0	0
(c)	Central Government/ State Government(s)	0	0	0	0.00	0.00	0	0
(d)	Venture Capital Funds	0	0	0	0.00	0.00	0	0
(e)	Insurance Companies	0	0	0	0.00	0.00	0	0
(f)	Foreign Institutional Investors	0	0	0	0.00	0.00	0	0
(g)	Foreign Venture Capital Investors	0	0	0	0.00	0.00	0	0
(h)	Any Other (specify)	0	0	0	0.00	0.00	0	0
(h-i)		0	0	0	0.00	0.00	0	0
(h-ii)		0	0	0	0.00	0.00	0	0
	Sub-Total (B)(1)	0	0	0	0.00	0.00	0	0
B 2	Non-institutions							
(a)	Bodies Corporate	28	884638	884638	10.79	10.79	0	0.00
(b)	Individuals							
I	Individuals -i. Individual shareholders holding nominal share capital up to Rs 1 lakh	696	336441	180366	4.10	4.10	0	0.00
II	ii. Individual shareholders holding nominal share capital in excess of Rs. 1 lakh.	18	2137691	2043591	26.06	26.06	0	0.00
(c)	Any Other (specify)							
(c-i)	Clearing Member	8	2665	2665	0.03	0.03	0	0.00
(c-ii)	Non Resident Indians (Repat)	3	6221	6221	0.08	0.08	0	0.00
	Non Resident Indians (Non Repat)	3	77	77	0.00	0.00	0	0.00




	Sub-Total (B)(2)	756	3367733	3117558	41.06	41.06	0	0
(B)	Total Public Shareholding (B)= (B)(1)+(B)(2)							
		756	3367733	3117558	41.06	41.06	0	0.00
	TOTAL (A)+(B)	763	8201810	7951635	100.00	100.00	0	0.00
(C)	Shares held by Custodians and against which Depository Receipts have been issued							
1	Promoter and Promoter Group	0.00	0.00	0.00	0.00	0.00	0.00	0.00
2	Public	0.00	0.00	0.00	0.00	0.00	0.00	0.00
	Sub-Total (C)	0.00	0.00	0.00	0.00	0.00	0.00	0.00
	GRAND TOTAL (A)+(B)+(C)	763	8201810	7951635	100	100.00	1214000	14.80



(I)(b) Statement showing Shareholding of persons belonging to the category
 "Promoter and Promoter Group"

Gujarat Foils Ltd. 31.12.2013


Sr. No. (I)	Name of the shareholder (II)	Details of Shares held		Encumbered shares (*)			Details of warrants		Details of convertible securities		Total shares (including underlying shares assuming full conversion of warrants and convertible securities) as a % of diluted share capital (XII)
		No. of Shares held (III)	As a % of grand total (A) + (B) + (C) (IV)	No. (V)	As a percentage (VI) = (V) / (III) * 100	As a % of grand total (A) + (B) + (C) of sub-clause (I)(a) (VII)	Number of warrants held (VIII)	As a % total number of warrants of the same class (IX)	Number of convertible securities held (X)	As a % total number of convertible securities of the same class (XI)	
1	Akshata Realtors Pvt Ltd	7,92,876	9.67	-	-	-	0	0	0	0	0
2	Abhay Narendra Lodha	30,47,104	37.15	10,34,000	33.93	12.61	0	0	0	0	0
3	Ashwin Narendra Lodha	7,03,959	8.58	1,80,000	25.57	2.19	0	0	0	0	0
4	Sheela Abhay Lodha	94,388	1.15	-	-	-	0	0	0	0	0
5	Prasanna Champalal Lodha	65,224	0.80	-	-	-	0	0	0	0	0
6	Surendra Champalal Lodha	65,263	0.80	-	-	-	0	0	0	0	0
7	Rajesh Kumar Jain	65,263	0.80	-	-	-	0	0	0	0	0
	TOTAL	48,34,077	58.94	12,14,000	25.11	14.80	0	0	0	0	0



(D)(c) Statement showing Shareholding of persons belonging to the category
 (i) holding more than 1% of the total no. of shares of the Company

Gujarat Foils Ltd. 31.12.2013

Sr. No.	Name of the shareholder	Number of shares held	Shares as a percentage of total number of shares {i.e., Grand Total (A)+(B)+(C) indicated in Statement at para	Details of warrants		Details of convertible securities		Total shares (including underlying shares assuming full conversion of warrants and convertible securities) as a % of diluted share capital
				Number of warrants held	As a % total number of warrants of the same class	Number of convertible securities held	% w.r.t total number of convertible securities of the same class	
1	Parmod Jain	1260204	15.36	0	0	0	0	0
2	Rockdude Financial Services Pvt. Ltd.	718013	8.75	0	0	0	0	0
3	Asuti Trading Private Limited	99500	1.21	0	0	0	0	0
4	Bhavik Kalpesh Shah	397513	4.85	0	0	0	0	0
TOTAL		2475230	30.18	0	0	0	0	0




21

- (1) Statement showing holding of securities (including shares, warrants, convertible securities) of person together with
 (c) PAC) belonging to the category "Public" and holding more than 5% of the total number of shares of the company
 (ii)

Sr. No.	Name(s) of the shareholder(s) and the Persons Acting in Concert (PAC) with them	Number of shares	Shares as a percentage of total number of shares {i.e., Grand Total (A)+(B)+(C) indicated in Statement at para (1)(a) above}	Details of warrants		Details of convertible securities		Total shares (including underlying shares assuming full conversion of warrants and convertible securities) as a % of diluted share capital
				Number of warrants	As a % total number of warrants of the same class	Number of convertible securities held	% w.r.t total number of convertible securities of the same class	
1	Parmod Jain	1260204	15.36	0	0	0	0	0
2	Rockdude Financial Services Pvt. Ltd.	718013	8.75	0	0	0	0	0
	TOTAL	1978217	24.12	0	0	0	0	0

A



Gujarat Foils Ltd. 31.12.2013

(I)(d) Statement showing details of locked-in shares

Sr. No.	Name of the shareholder	Number of locked-in shares	Locked-in shares as a percentage of total number of shares {i.e., Grand Total (A)+(B)+(C) indicated in Statement at para (I)(a) above}
1	Not Applicable	0	0.00
2	Not Applicable	0	0.00
3	Not Applicable	0	0.00
TOTAL		0	0.00

51



Gujarat Foils Ltd. 31.12.2013

(II)(a) Statement showing details of Depository Receipts (DRs)

Sr. No.	Type of outstanding DR (ADRs, GDRs, SDRs, etc.)	Number of outstanding DRs	Number of shares underlying outstanding DRs	Shares underlying outstanding DRs as a percentage of total number of shares {i.e., Grand Total (A)+(B)+(C) indicated in Statement at para (I)(a) above}
1	Not Applicable	0	0	0.00
2	Not Applicable	0	0	0.00
TOTAL		0	0	0.00




(II)(b) Statement showing holding of Depository Receipts (DRs), where underlying shares held by "promoter/promoter group" are in excess of 1% of the total number of shares

Gujarat Foils Ltd. 31.12.2013

Sr. No.	Name of the DR Holder	Type of outstanding DR (ADRs, GDRs, SDRs, etc.)	Number of shares underlying outstanding DRs	Shares underlying outstanding DRs as a percentage of total number of shares {i.e., Grand Total (A)+(B)+(C) indicated in Statement at para (I)(a) above}
1	Not Applicable	0	0	0.00
2	Not Applicable	0	0	0.00
TOTAL		0	0	0.00

FOR GUJARAT FOILS LIMITED


AMIT KUMAR GUPTA
COMPANY SECRETARY

