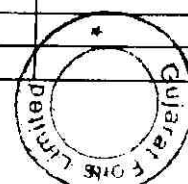


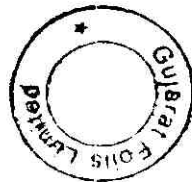
## Statement Showing Shareholding Pattern

Gujarat Foils Ltd. 30.06.11

Category code	Category of Shareholder	Number of Shareholders	Table (I)(a)		Gujarat Foils Ltd. 30.06.11		Shares Pledged or otherwise encumbered	
			Total number of shares	Number of shares held in dematerializ	Total shareholding as a percentage of total number of shares		Number of shares	As a percentage
(I)	(II)	(III)	(IV)	(V)	(VI)	(VII)	(VIII)	(IX) = (VIII)/(IV)*100
<b>(A)</b>	<b>Shareholding of Promoter and</b>							
<b>1</b>	<b>Indian</b>							
(a)	Individuals/ Hindu Undivided Family	6	4041310	4041310	49.27	49.27	1214000	25.11
(b)	Central Government/ State Government(s)	0	0	0	0.00	0.00	0	0.00
(c)	Bodies Corporate	1	792876	792876	9.67	9.67	0	0.00
(d)	Financial Institutions/ Banks	0	0	0	0.00	0.00	0	0.00
(e)	Any Others(Specify)	0	0	0	0.00	0.00	0	0.00
(e-i)		0	0	0	0.00	0.00	0	0.00
(e-ii)		0	0	0	0.00	0.00	0	0.00
	<b>Sub Total(A)(1)</b>	<b>7</b>	<b>4834186</b>	<b>4834186</b>	<b>58.94</b>	<b>58.94</b>	<b>1214000</b>	<b>25.11</b>
<b>2</b>	<b>Foreign</b>							
a	Individuals (Non-Residents Individuals/ Foreign Individuals)		0	0	0.00	0.00	0	0.00
b	Bodies Corporate				0.00	0.00		0.00
c	Institutions				0.00	0.00		0.00
d	Any Others(Specify)				0.00	0.00		0.00
d-i					0.00	0.00		0.00
d-ii					0.00	0.00		0.00
								0.00
	<b>Sub Total(A)(2)</b>	<b>0</b>	<b>0</b>	<b>0</b>	<b>0.00</b>	<b>0.00</b>	<b>0</b>	<b>0.00</b>
	<b>Total Shareholding of Promoter and Promoter Group (A)= (A)(1)+(A)(2)</b>	<b>7</b>	<b>4834186</b>	<b>4834186</b>	<b>58.94</b>	<b>58.94</b>	<b>1214000</b>	<b>25.11</b>
<b>(B)</b>	<b>Public shareholding</b>							
<b>1</b>	<b>Institutions</b>							
(a)	Mutual Funds/ UTI				0.00	0.00		
(b)	Financial Institutions / Banks				0.00	0.00		
(c)	Central Government/ State Government(s)				0.00	0.00		
(d)	Venture Capital Funds				0.00	0.00		
(e)	Insurance Companies				0.00	0.00		
(f)	Foreign Institutional Investors				0.00	0.00		
(g)	Foreign Venture Capital				0.00	0.00		
(h)	Any Other (specify)				0.00	0.00		
(h-i)					0.00	0.00		
(h-ii)					0.00	0.00		
	<b>Sub-Total (B)(1)</b>	<b>0</b>	<b>0</b>	<b>0</b>	<b>0.00</b>	<b>0.00</b>		




<b>B 2</b>	<b>Non-institutions</b>							
(a)	Bodies Corporate	45	1256629	1256629	15.32	15.32	0	0.00
(b)	Individuals							
I	Individuals -i. Individual shareholders holding nominal share capital up to Rs 1 lakh	586	337985	1-6710	4.12	4.12		
II	ii. Individual shareholders holding nominal share capital in excess of Rs. 1 lakh.	12	1569077	1474977	19.13	19.13		
(c)	Any Other (specify)				0.00	0.00		
(c-i)	Clearing Member	11	203078	203078	2.48	2.48		
(c-ii)	Non Resident Indians ( Repat)	3	854	854	0.01	0.01		
	Non Resident Indians (Non Repat)	1	1	1	0.00	0.00		
	<b>Sub-Total (B)(2)</b>	<b>658</b>	<b>3367624</b>	<b>3082249</b>	<b>41.0573015</b>	<b>41.057302</b>	<b>0</b>	<b>0</b>
<b>(B)</b>	<b>Total Public Shareholding (B)= (B)(1)+(B)(2)</b>	<b>658</b>	<b>3367624</b>	<b>3082249</b>	<b>41.06</b>	<b>41.06</b>		
	<b>TOTAL (A)+(B)</b>	<b>665</b>	<b>8201810</b>	<b>7916435</b>	<b>100.00</b>	<b>100.00</b>		
<b>(C)</b>	<b>Shares held by Custodians and against which Depository Receipts have been issued</b>							
1	Promoter and Promoter Group					0.00		0.00
2	Public					0.00		
	<b>Sub-Total (C)</b>	<b>0</b>	<b>0</b>	<b>0</b>		<b>0</b>	<b>0</b>	
	<b>GRAND TOTAL (A)+(B)+(C)</b>	<b>665</b>	<b>8201810</b>	<b>7916435</b>		<b>100.00</b>	<b>1214000</b>	<b>14.80</b>



(I)(b) Statement showing Shareholding of persons belonging to the category  
"Promoter and Promoter Group"


Sr. No.	Name of the shareholder	Total shares held		Shares pledged or otherwise encumbered		
		Number of shares	As a % of grand total (A)+(B)+(C)	Number	As a percentage	As a % of grand total (A)+(B)+(C) of sub-clause (I)(a)
(I)	(II)	(III)	(IV)	(V)	(VI)=(V)/(III)*100	(VII)
1	Akshata Realtors Pvt Ltd	792876	9.67	0	0.00	0.00
2	Abhay Narendra Lodha	3047104	37.15	1034000	33.93	12.61
3	Ashwin Narendra Lodha	703994	8.58	180000	37.85	2.19
4	Sheela Abhay Lodha	94423	1.15	0	0.00	0.00
5	Prasanna Champalal Lodha	65263	0.80	0	0.00	0.00
6	Surendra Champalal Lodha	65263	0.80	0	0.00	0.00
7	Rajesh Jain	65263	0.80	0	0.00	0.00
<b>TOTAL</b>		<b>4834186</b>	<b>58.94</b>	<b>1214000</b>	<b>25.11</b>	<b>14.80</b>



Gujarat Foils Ltd. 30.06.11

**(I)(c) Statement showing Shareholding of persons belonging to the category  
"Public" and holding more than 1% of the total number of shares**

Sr. No	Name of the shareholder	Number of shares	Shares as a percentage of total number of shares {i.e., Grand Total (A)+(B)+(C) indicated in Statement at para (I)(a) above}
1	Parmod Jain	1234114	15.05
2	Rockdude Financial Services Pvt. Ltd.	751195	9.16
3	Asuti Trading Private Limited	99500	1.21
4	Shri Parasram Holdings Pvt. Ltd.	100000	1.22
5	Prabhudas Liladhar Pvt. Ltd.	168225	2.05
6	Vimalkumar Somani	92331	1.13
<b>TOTAL</b>		<b>2445365</b>	<b>29.81</b>



(I)(d) Statement showing details of locked-in shares

Sr. No.	Name of the shareholder	Number of locked-in shares	Locked-in shares as a percentage of total number of shares {i.e., Grand Total (A)+(B)+(C) indicated in Statement at para (I)(a) above}
1	Akshata Realtors Private Limited	792876	9.67
2	Rockdude Financial Services Pvt Ltd	328866	4.01
3	Ashwin Lodha	228420	2.78
+	Sheela Lodha	94423	1.15
5	Prasanna Champalal Lodha	65263	0.80
6	Rajesh Kumar Jain	65263	0.80
7	Surendra Champalal Lodha	65263	0.80
<b>TOTAL</b>		<b>1640374</b>	<b>20.00</b>

