


Shareholding Pattern under Regulation 31 of SEBI (Listing Obligations and Disclosure Requirements) Regulations, 2015

1.	Name of Listed Entity: Gujarat Foils Limited
2.	Scrip Code/Name of Scrip/Class of Security: 531410
3.	Share Holding Pattern Filed under: Reg. 31(1)(a)/Reg. 31(1)(b)/Reg.31(1)(c)
	a. If under 31(1)(b) then indicate the report for Quarter ending
	b. If under 31(1)(c) then indicate date of allotment/extinguishment
4.	Declaration: The Listed entity is required to submit the following declaration to the extent of submission of information:-

	Particulars	Yes*	No*
1	Whether the Listed Entity has issued any partly paid up shares?		No
2	Whether the Listed Entity has issued any Convertible Securities or Warrants?		No
3	Whether the Listed Entity has any shares against which depository receipts are issued?		No
4	Whether the Listed Entity has any shares in locked-in?		No
5	Whether any shares held by promoters are pledge or otherwise encumbered?		No

* If the Listed Entity selects the option 'No' for the questions above, the columns for the partly paid up shares, Outstanding Convertible Securities/Warrants, depository receipts, locked-in shares, No of shares pledged or otherwise encumbered by promoters, as applicable, shall not be displayed at the time of dissemination on the Stock Exchange website. Also wherever there is 'No' declared by Listed Entity in above table the values will be considered as 'Zero' by default on submission of the format of holding of specified securities.

GENERATED ON :02/10/2018 NSDL : 29/09/2018 CDSL :29/09/2018




Gujarat Foils Limited

Table I - Summary Statement holding of specified securities

Category	Category of shareholder	Nos. of shareholders	No. of fully paid up equity shares held	No. of Partly paid-up equity shares held	No. of shares underlying Depository Receipts	Total nos. shares held	Shareholding as a % of total no. of shares (calculated as per SCRR, 1957)	Number of Voting Rights held in each class of securities				Shares Underlying Outstanding convertible securities (including securities	ing, as a % assuming full conversion of convertible securities	Number of Locked in shares		Number of Shares pledged or otherwise encumbered		Number of equity shares held in dematerialised form
								No of Voting Rights			Total as a % of (A+B+C)			No. (a)	As a % of total Shares held(b)	No. (a)	As a % of total Shares held(b)	
								Class eg: X	Class eg: Y	Total								
(A)	Promoter & Promoter Group	7	3620077	0	0	3620077	44.1375	3620077	0	3620077	44.1375	0	0.0000	0	0.0000	0	0.0000	3620077
(B)	Public	2702	4581733	0	0	4581733	55.8625	4581733	0	4581733	55.8625	0	0.0000	0	0.0000	NA	NA	4368458
(C)	Non Promoter - Non Public				0				0			0	0.0000	0	0.0000	NA	NA	0
(C1)	Shares Underlying DRs	0	0	0	0	0	0.0000	0	0	0	0.0000	0	0.0000	0	0.0000	NA	NA	0
(C2)	Shares Held By Employee Trust	0	0	0	0	0	0.0000	0	0	0	0.0000	0	0.0000	0	0.0000	NA	NA	0
	Total		8201810	0	0	8201810	100.0000	8201810	0	8201810	100.0000	0	0.0000	0	0.0000	0	0.0000	7988535

GENERATED ON :02/10/2018 NSDL : 29/09/2018 CDSL :29/09/2018



Gujarat Foils Limited

Table II - Statement showing shareholding pattern of the Promoter and Promoter Group

	Category & Name of the shareholders	PAN	Nos. of shareholders	No. of fully paid up equity shares held	Partly paid-up equity shares held	No. of shares underlying Depository Receipts	Total nos. shares held	Shareholding % calculated as per SCRR, 1957 As a % of (A+B+C2)	Number of Voting Rights held in each class of securities				Shares Underlying Outstanding convertible securities (including	ing, as a % assuming full conversion of convertible securities	Number of Locked in shares		Number of Shares pledged or otherwise encumbered		Number of equity shares held in dematerialised form
									No of Voting Rights			Total as a % of (A+B+C)			No. (a)	As a % of total Shares held(b)	No. (a)	As a % of total Shares held(b)	
									Class eg: X	Class eg: Y	Total								
	(I)	(II)	(III)	(IV)	(V)	(VI)	(VII) =	(VIII) As a	(IX)			(X)	(XI)=	(XII)		(XIII)		(XIV)	
1	Indian																		
(a)	Individuals / Hindu Undivided Family		6	2827201	0	0	2827201	34.4705	2827201	0	2827201	34.4705	0	34.4705	0	0.0000	0	0.0000	2827201
	Abhay Narendra Lodha	AAKPL7249L	1	2013104	0	0	2013104	24.5446	2013104	0	2013104	24.5446	0	24.5446	0	0.0000	0	0.0000	2013104
	Ashwin Narendra Lodha	AAFPL4502R	1	523959	0	0	523959	6.3883	523959	0	523959	6.3883	0	6.3883	0	0.0000	0	0.0000	523959
	Sheela Abhay Lodha	ACCP18992Q	1	94388	0	0	94388	1.1508	94388	0	94388	1.1508	0	1.1508	0	0.0000	0	0.0000	94388
	Rajesh Kumar Jain	AAOPJ7585P	1	65263	0	0	65263	0.7957	65263	0	65263	0.7957	0	0.7957	0	0.0000	0	0.0000	65263
	Surendra Champalal Lodha	AAFPL4505J	1	65263	0	0	65263	0.7957	65263	0	65263	0.7957	0	0.7957	0	0.0000	0	0.0000	65263
	Prasanna Champalal Lodha	AAAPL6541P	1	65224	0	0	65224	0.7952	65224	0	65224	0.7952	0	0.7952	0	0.0000	0	0.0000	65224
(b)	Central Government / State Government(s)		0	0	0	0	0	0.0000	0	0	0	0.0000	0	0.0000	0	0.0000	0	0.0000	0
(c)	Financial Institutions / Banks		0	0	0	0	0	0.0000	0	0	0	0.0000	0	0.0000	0	0.0000	0	0.0000	0
(d)	Any Other (Specify)		1	792876	0	0	792876	9.6671	792876	0	792876	9.6671	0	9.6671	0	0.0000	0	0.0000	792876
	Bodies Corporate		1	792876	0	0	792876	9.6671	792876	0	792876	9.6671	0	9.6671	0	0.0000	0	0.0000	792876
	Akshata Realtors Pvt Ltd	AAFCA6449K	1	792876	0	0	792876	9.6671	792876	0	792876	9.6671	0	9.6671	0	0.0000	0	0.0000	792876
	Sub Total (A)(1)		7	3620077	0	0	3620077	44.1375	3620077	0	3620077	44.1375	0	44.1375	0	0.0000	0	0.0000	3620077
2	Foreign																		
(a)	Individuals (Non-Resident Individuals / Foreign Individuals)		0	0	0	0	0	0.0000	0	0	0	0.0000	0	0.0000	0	0.0000	0	0.0000	0
(b)	Government		0	0	0	0	0	0.0000	0	0	0	0.0000	0	0.0000	0	0.0000	0	0.0000	0
(c)	Institutions		0	0	0	0	0	0.0000	0	0	0	0.0000	0	0.0000	0	0.0000	0	0.0000	0
(d)	Foreign Portfolio Investor		0	0	0	0	0	0.0000	0	0	0	0.0000	0	0.0000	0	0.0000	0	0.0000	0
(e)	Any Other (Specify)		0	0	0	0	0	0.0000	0	0	0	0.0000	0	0.0000	0	0.0000	0	0.0000	0
	Sub Total (A)(2)		0	0	0	0	0	0.0000	0	0	0	0.0000	0	0.0000	0	0.0000	0	0.0000	0
	Total Shareholding Of Promoter And Promoter Group (A)= (A)(1)+(A)(2)		7	3620077	0	0	3620077	44.1375	3620077	0	3620077	44.1375	0	44.1375	0	0.0000	0	0.0000	3620077

Details of Shares which remain unclaimed may be given hear along with details such as number of shareholders, outstanding shares held in demat/unclaimed suspense account, voting rights which are frozen etc.

Note :


(1) PAN would not be displayed on website of Stock Exchange(s)

(2) The term 'Encumbrance' has the same meaning as assigned under regulation 28(3) of SEBI (Substantial Acquisition of Shares and Takeovers) Regulations, 2011.

GENERATED ON :02/10/2018

NSDL : 29/09/2018

CDSL : 29/09/2018



Gujarat Foils Limited

Table III - Statement showing shareholding pattern of the Public shareholder

Category & Name of the shareholders	PAN	Nos. of shareholders	No. of fully paid up equity shares held	Partly paid-up equity shares held	No. of shares underlying Depository Receipts	Total nos. shares held	Shareholding % calculated as per SCRR, 1957 As a % of (A+B+C2)	Number of Voting Rights held in each class of securities			Shares Underlying Outstanding convertible securities (including	ing, as a % assuming full conversion of convertible securities	Number of Locked in shares		Number of Shares pledged or otherwise encumbered		Number of equity shares held in dematerialised form	
								No of Voting Rights					Total as a % of (A+B+C)	No. (a)	As a % of total Shares held(b)	No. (a)		As a % of total Shares held(b)
								Class eg: X	Class eg: y	Total								
(I)	(II)	(III)	(IV)	(V)	(VI)	(VII) =	(VIII) As a % of (A+B+C)	(IX)	(X)	(XI) =	(XII)	(XIII)	(XIV)					
1	Institutions																	
(a)	Mutual Fund		0	0	0	0	0.0000	0	0	0	0.0000	0	0.0000	0	0.0000	NA	NA	0
(b)	Venture Capital Funds		0	0	0	0	0.0000	0	0	0	0.0000	0	0.0000	0	0.0000	NA	NA	0
(c)	Alternate Investment Funds		0	0	0	0	0.0000	0	0	0	0.0000	0	0.0000	0	0.0000	NA	NA	0
(d)	Foreign Venture Capital Investors		0	0	0	0	0.0000	0	0	0	0.0000	0	0.0000	0	0.0000	NA	NA	0
(e)	Foreign Portfolio Investor		0	0	0	0	0.0000	0	0	0	0.0000	0	0.0000	0	0.0000	NA	NA	0
(f)	Financial Institutions / Banks		2	1313500	0	0	1313500	16.0148	1313500	0	1313500	16.0148	0	0.0000	NA	NA	1313500	
	The Lakshmi Vilas Bank Limited	AAACT4291P	1	1214000	0	0	1214000	14.8016	1214000	0	1214000	14.8016	0	0.0000	NA	NA	1214000	
	Oriental Bank Of Commerce	AAACO0191M	1	99500	0	0	99500	1.2131	99500	0	99500	1.2131	0	0.0000	NA	NA	99500	
(g)	Insurance Companies		0	0	0	0	0.0000	0	0	0	0.0000	0	0.0000	0	0.0000	NA	NA	0
(h)	Provident Funds/ Pension Funds		0	0	0	0	0.0000	0	0	0	0.0000	0	0.0000	0	0.0000	NA	NA	0
(i)	Any Other (Specify)		0	0	0	0	0.0000	0	0	0	0.0000	0	0.0000	0	0.0000	NA	NA	0
	Sub Total (B)(1)		2	1313500	0	0	1313500	16.0148	1313500	0	1313500	16.0148	0	0.0000	NA	NA	1313500	
2	Central Government/ State Government(s)/ President of India																	
	Sub Total (B)(2)		0	0	0	0	0.0000	0	0	0	0.0000	0	0.0000	0	0.0000	NA	NA	0
3	Non-Institutions																	
(a)	Individuals		0	0									0		NA	NA		
	i. Individual shareholders holding nominal share capital up to Rs. 2 lakhs.		2501	1940554	0	0	1940554	23.6601	1940554	0	1940554	23.6601	0	0.0000	NA	NA	1764679	
	ii. Individual shareholders holding nominal share capital in excess of Rs. 2 lakhs.		16	900672	0	0	900672	10.9814	900672	0	900672	10.9814	0	0.0000	NA	NA	865272	
	Parag Jain	AHXPJ4313K		315000	0	0	315000	3.8406	315000	0	315000	3.8406	0	0.0000	NA	NA	315000	
(b)	NBFCs registered with RBI		0	0	0	0	0.0000	0	0	0	0.0000	0	0.0000	0	0.0000	NA	NA	0
(c)	Employee Trusts		0	0	0	0	0.0000	0	0	0	0.0000	0	0.0000	0	0.0000	NA	NA	0
(d)	Overseas Depositories(holding DRs) (balancing figure)		0	0	0	0	0.0000	0	0	0	0.0000	0	0.0000	0	0.0000	NA	NA	0
(e)	Any Other (Specify)		183	427007	0	0	427007	5.2063	427007	0	427007	5.2063	0	0.0000	NA	NA	425007	
	Hindu Undivided Family		97	197463	0	0	197463	2.4076	197463	0	197463	2.4076	0	0.0000	NA	NA	195463	
	Atul Dinkerray Raval	AAGHA1276C	1	97800	0	0	97800	1.1924	97800	0	97800	1.1924	0	0.0000	NA	NA	97800	
	Non Resident Indians (Non Repat)		11	24841	0	0	24841	0.3029	24841	0	24841	0.3029	0	0.0000	NA	NA	24841	
	Non Resident Indians (Repat)		23	41977	0	0	41977	0.5118	41977	0	41977	0.5118	0	0.0000	NA	NA	41977	
	Clearing Member		10	10694	0	0	10694	0.1304	10694	0	10694	0.1304	0	0.0000	NA	NA	10694	
	Bodies Corporate		42	152032	0	0	152032	1.8536	152032	0	152032	1.8536	0	0.0000	NA	NA	152032	
	Sub Total (B)(3)		2700	3268233	0	0	3268233	39.8477	3268233	0	3268233	39.8477	0	0.0000	NA	NA	3054958	
	Total Public Shareholding (B)= (B)(1)+(B)(2)+(B)(3)		2702	4581733	0	0	4581733	55.8625	4581733	0	4581733	55.8625	0	0.0000	NA	NA	4368458	


Details of the shareholders acting as persons in Concert including their Shareholding (No. and %):

No. of shareholders	No. of Shares

Details of Shares which remain unclaimed may be given hear along with details such as number of shareholders, outstanding shares held in demat/unclaimed suspense account, voting rights which are frozen etc.

Note :

- (1) PAN would not be displayed on website of Stock Exchange(s).
- (2) The above format needs to disclose name of all holders holding more than 1% of total number of shares
- (3) W.r.t. the information pertaining to Depository Receipts, the same may be disclosed in the respective columns to the extent information available and the balance to be disclosed as held by custodian.



Gujarat Foils Limited

Table IV - Statement showing shareholding pattern of the Non Promoter- Non Public shareholder

Category & Name of the shareholders	PAN	Nos. of shareholders	No. of fully paid up equity shares held	Partly paid-up equity shares held	No. of shares underlying Depository Receipts	Total nos. shares held	Shareholding % calculated as per SCRR, 1957 As a % of (A+B+C2) (VIII) As a	Number of Voting Rights held in each class of securities			Shares Underlying Outstanding convertible securities (including securities convertible securities)	ing, as a % assuming full conversion of convertible securities (XI)=	Number of Locked in shares		Number of Shares pledged or otherwise encumbered		Number of equity shares held in dematerialised form	
								No of Voting Rights					Total as a % of (A+B+C)	No. (a)	As a % of total Shares held(b)	No. (a)		As a % of total Shares held(b)
								Class eg: X	Class eg: y	Total (IX)								
1		0	0	0	0	0	0.0000	0	0	0	0.0000	0	0.0000	0	0.0000	NA	NA	0
2		0	0	0	0	0	0.0000	0	0	0	0.0000	0	0.0000	0	0.0000	NA	NA	0
Total Non-Promoter- Non Public Shareholding (C)= (C)(1)+(C)(2)		0	0	0	0	0	0.0000	0	0	0	0.0000	0	0.0000	0	0.0000	NA	NA	0

Note :

- (1) PAN would not be displayed on website of Stock Exchange(s).
- (2) The above format needs to disclose name of all holders holding more than 1% of total number of shares
- (3) W.r.t. the information pertaining to Depository Receipts, the same may be disclosed in the respective columns to the extent information available and the balance to be disclosed as held by custodian.

GENERATED ON :02/10/2018

NSDL : 29/09/2018

CDSL :29/09/2018

